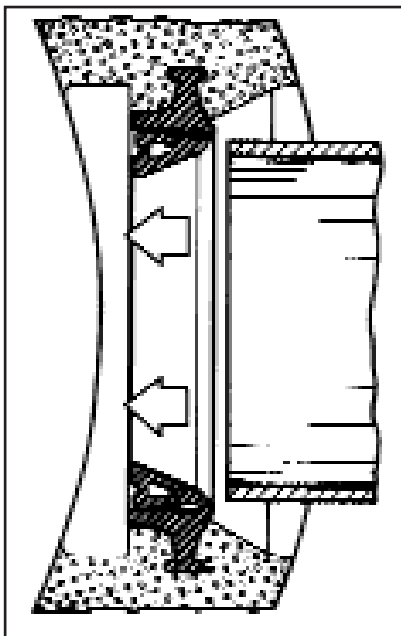
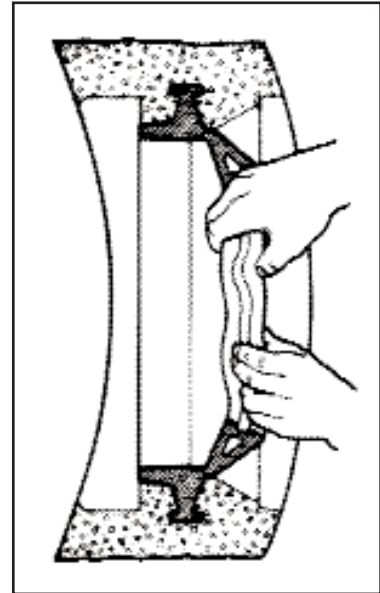


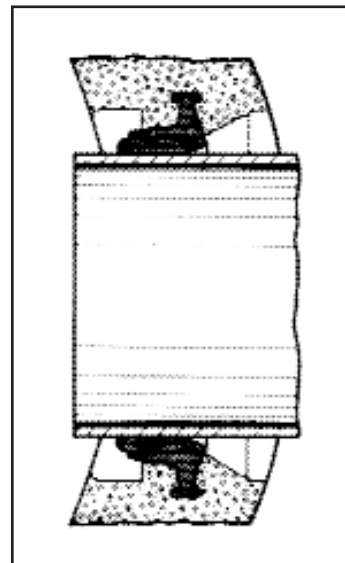


1. Remove Casting Mandrel and Casting Ring from the installed ECONOSEAL Connector.
2. Fold sealing member from Casting Position (toward outside of manhole) to Seal Position (toward inside of manhole).
3. Manhole is ready to ship to jobsite for pipe installation.



4. Bevel pipe 3/4" all around.
5. Clean connector, pipe barrel, and manhole opening of any dirt or debris..
6. Apply gasket lubricant to pipe barrel (at least 15") and to connector.

6. Center beveled pipe in connector and push pipe into manhole. Use a bar for leverage, if required, taking care not to damage pipe or connector.
7. Set pipe to line and grade and backfill carefully.



Press-Seal believes all information is accurate as of its publication date. Information, specifications, and prices are all subject to change without notice. Press-Seal is not responsible for any inadvertent errors. Copyright 2010.

